

# Equations, Tables & Graphs Worksheet


Use the representation given to complete the other two representations.

1) Equation:  
 $y = 3x + 2$

Table:

x	y
-2	
-1	
0	
1	
2	

Graph:




2) Equation:

Table:

x	y
-2	-7
-1	-6
0	-5
1	-4
2	-3

Graph:

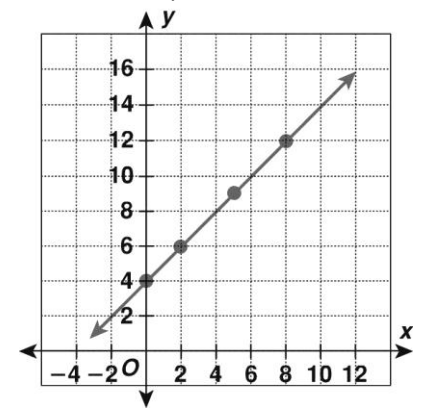


3) Equation:

Table:

x	y
-2	
-1	
0	
1	
2	

Graph:




4) Equation:  
 $y = -3x - 1$

Table:

x	y
-2	
-1	
0	
1	
2	

Graph:




5) Equation:

Table:

x	y
-2	6
-1	3
0	0
1	-3
2	6

Graph:



6) Equation:

Table:

x	y
-2	
-1	
0	
1	
2	

Graph:

