

Equations, Tables & Graphs Notes


Use the representation given to complete the other two representations.

1) Equation:
 $y = 4x - 2$

Table:

x	y
-2	
-1	
0	
1	
2	

Graph:




2) Equation:

Table:

x	y
-2	1
-1	4
0	3
1	4
2	5

Graph:

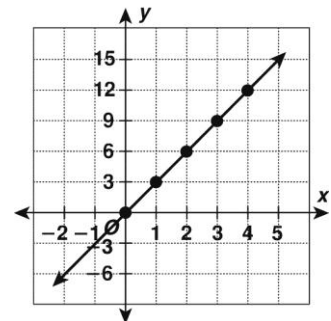


3) Equation:

Table:

x	y
-2	
-1	
0	
1	
2	

Graph:




4) Equation:
 $y = -x + 4$

Table:

x	y
-2	
-1	
0	
1	
2	

Graph:




5) Equation:

Table:

x	y
-2	-8
-1	-4
0	0
1	4
2	8

Graph:



6) Equation:

Table:

x	y
-2	
-1	
0	
1	
2	

Graph:

